

Flowmeter for detecting flow rates

- Suitable for water-glycol mixtures
- Impeller meter with magnetic clutch
- Low pressure loss
- High-quality and wear-resistant materials



The RESOL V40 is a measuring instrument for detecting the flow of water or water/glycol mixtures and is used in combination with the calorimeter module RESOL WMZ. After a specific volume has passed, the V40 reed switch sends an impulse to the calorimeter. The heat quantity used is calculated by the calorimeter using these impulses and the measured temperature difference with the help of pre-defined parameters (glycol type, concentration, heat capacity, etc.).

The V40 is available for different thread diameters and nominal flow rates. These types differ in construction, but have the same function and are delivered with connection thread.

Please pay attention to the flow direction when mounting the V40 (pay attention to the flow direction indicated on the flowmeter!). In order to smooth the flow, an inlet zone and an outlet zone of 30 cm in front of and behind the flowmeter have to be taken into account.

Note:

Solar thermal systems have to be filled in a cold state.

Technical data

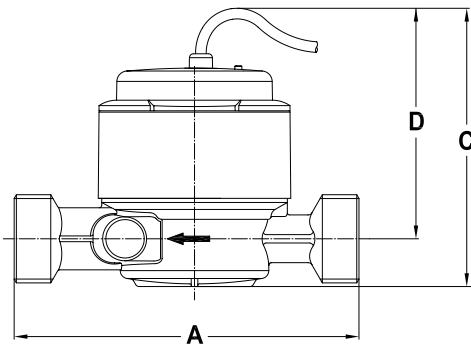
| Type | | V40-06 | V40-15 | V40-25 | V40-35 | V40-60 | V40-100 | V40-150 |
|---------------------------------------|-----------------------|------------------|-----------------|-----------------|-----------------|-----------------|-----------------|-----------------|
| Version | | 1 | 1 | 1 | 2 | 2 | 2 | 2 |
| Impulse rate | l/Imp | 1 | 10 | 25 | 25 | 25 | 25 | 25 |
| Nominal width | DN | 15 | 15 | 20 | 25 | 32 | 40 | 50 |
| Connection thread at counter | inch | 1 | 1 | 1 | 1 ¼ | 1 ½ | 2 | 2 ¾ |
| Connection thread of screwing | inch | ¾ | ¾ | ¾ | 1 | 1 ¼ | 1 ½ | 2 |
| Max. operating pressure | P _{max} bar | 16 | 16 | 16 | 16 | 16 | 16 | 16 |
| Max. operating temperature | T _{max} °C | 120 | 120 | 120 | 130 | 130 | 130 | 130 |
| Nominal flow rate* | Q _n m³/h | 0,6 | 1,5 | 2,5 | 3,5 | 6 | 10 | 15 |
| Highest flow rate* | Q _{max} m³/h | 1,2 | 3 | 5 | 7 | 12 | 20 | 30 |
| Separation limit ± 3%* | Q _t l/h | 48 | 120 | 200 | 280 | 480 | 800 | 1200 |
| Lowest flow rate horizontal* | Q _{min} l/h | 12 | 30 | 50 | 70 | 120 | 200 | 300 |
| Lowest flow rate vertical* | Q _{min} l/h | 24 | 60 | 100 | - | - | - | - |
| Pressure loss at 2/3 Q _n * | bar | 0,1 | 0,1 | 0,1 | 0,1 | 0,1 | 0,1 | 0,1 |
| Art.-Nr. | | 280 01100 | 28001110 | 28001120 | 28001360 | 28001370 | 28001380 | 28001390 |

* These specifications apply to water; if water-glycol mixtures are used, the specifications may deviate due to different viscosity values.



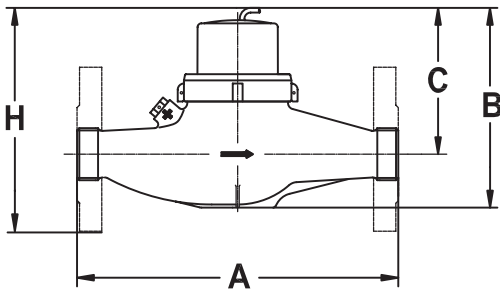
Flowmeter for detecting flow rates

Version 1



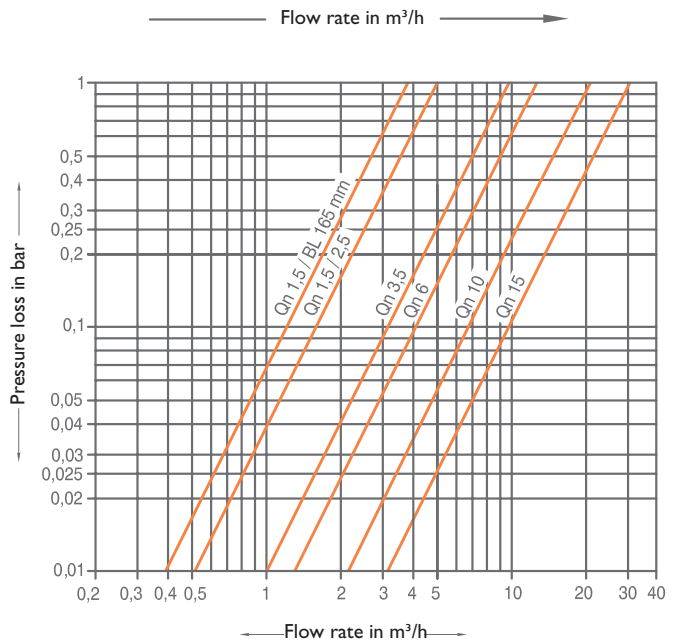
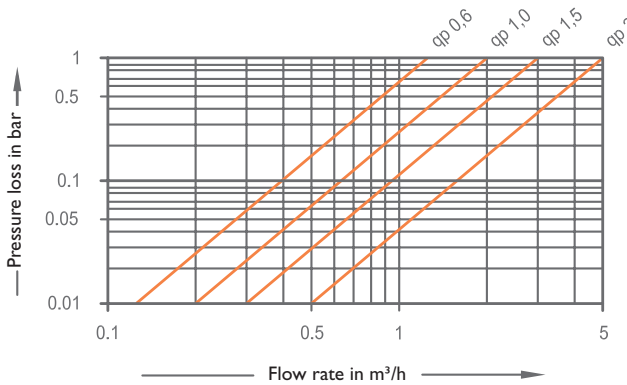
| Single-jet impeller for DN20 | | 0,6; 1,5 m³/h | 2,5 m³/h |
|------------------------------|----------------------------------|------------------|----------|
| A | Mounting length without screwing | 110 mm | 130 mm |
| | Mounting length with screwing | 209 mm | 228 mm |
| C | Height with pulser | 108 mm | |
| D | Height at center of pipe | 90 mm | |
| | Width | 72 mm | |
| | weight without screwing | 0,6 kg | 0,7 kg |
| | vertical or horizontal mounting | | |

Version 2



| Multi-jet impeller for DN25/DN32 | | 3,5 m³/h | 6,0 m³/h | 10 m³/h | 15 m³/h |
|----------------------------------|----------------------------------|-------------|-------------|---------|---------|
| A | Mounting length without screwing | 260 mm | | 300 mm | |
| B | total height | 159 mm | 185 mm | 185 mm | 199 mm |
| C | height at center | 116 mm | 139 mm | 139 mm | 142 mm |
| H | height with flange | 168 mm | 208 mm | 208 mm | 220 mm |
| | weight with screwing | 3,2 kg | 3,5 kg | 6,4 kg | 7,4 kg |
| | weight without screwing | 2,7 kg | 2,8 kg | 5,3 kg | 5,8 kg |
| | horizontal mounting | | | | |

Pressure loss curve



Subject to technical change. Errors excepted